

最大测量范围2.5m(须选购延长杆)

万能比较测量仪

←INSIZE→PLUS

检验证书

内、外径测量切换开关



- 符合企业标准
- 用于测量外径、内径、中心距等
- 测头活动范围: 15mm, 测头有效量程: ±2mm
- 可选附件: 圆柱量块(4001系列), 量块附件(6881系列), 块规夹子(6886系列), 长度设定仪(ISQ系列)
- 带生产厂检验证书

配合支架使用




配合量爪使用



型号	外径测量范围**	内径测量范围**	精度	重复性*
2923-M250	0-215mm/0-8.5"	30-250mm/1.2"-10"	±5μm	2μm

*对零后, 在零位±2mm范围内可保持精度

**安装不同测头使用时, 内/外径测量范围会随之变化

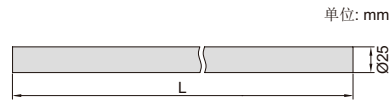


延长杆(选配)



2923-A500

型号	长度(L)	材质
2923-A150	150mm	钢
2923-A500	500mm	碳纤维
2923-A1000	1000mm	碳纤维



数显千分表(选配)



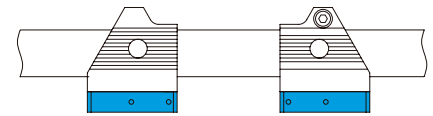
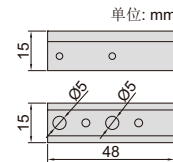
分辨率: 0.001mm/0.00005"

型号	测量范围
2103-25F	25.4mm/1"

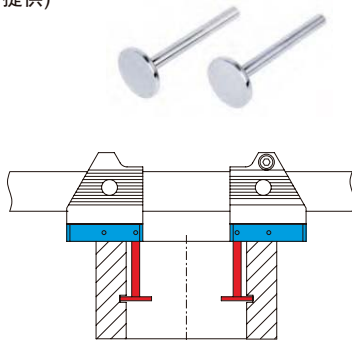
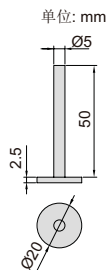
支架(选配, 成对提供)



型号
2923-H



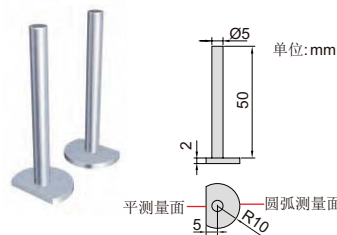
盘形测头(选配, 成对提供)



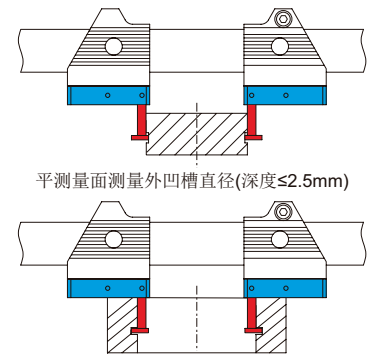
型号
2923-S102

测量孔内凹槽直径(深度≤7.5mm)

盘形测头(选配, 成对提供)



型号
2923-S103



圆弧测量面测量孔内凹槽直径(深度≤7.5mm)

待续

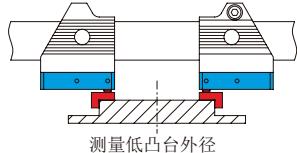
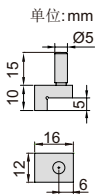
接上页

肩形测头(选配, 成对提供)



型号

2923-S203

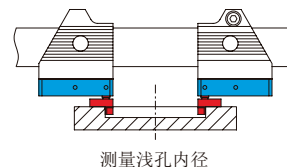
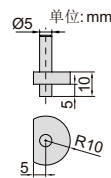


圆肩形测头(选配, 成对提供)



型号

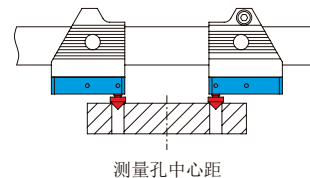
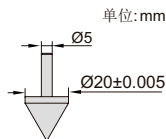
2923-S204



圆锥形测头(选配, 成对提供)

型号

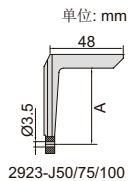
2923-P104



量爪(选配, 成对提供)



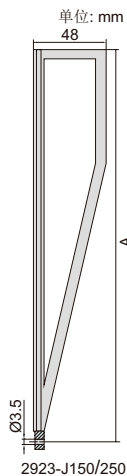
2923-J75



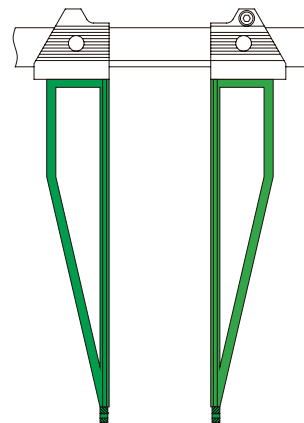
2923-J50/75/100



2923-J250



2923-J150/250



型号	长度(A)
2923-J50	50mm
2923-J75	75mm
2923-J100	100mm
2923-J150	176mm
2923-J250	264mm

深度限位块(选配, 成对提供)

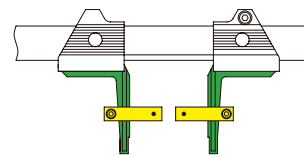
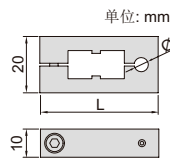
型号	长度(L)	适用的量爪
2923-D	42mm	2923-J50
2923-D1	57mm	2923-J75
2923-D2	77mm	2923-J100



2923-D



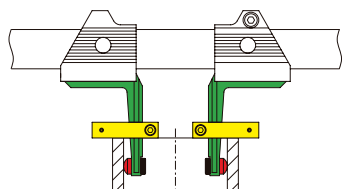
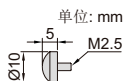
2923-D2



球面测头
(选配, 单个供应)

型号

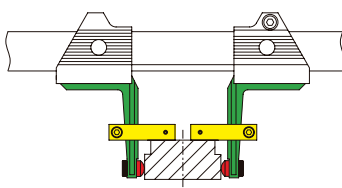
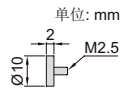
2923-S501



平面测头
(选配, 单个供应)

型号

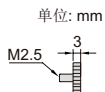
2923-S401



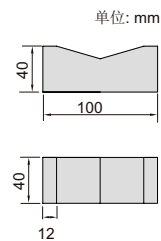
锁紧钉
(选配, 单个供应)

型号

2923-C101



V形放置座(选配, 成对提供)



型号

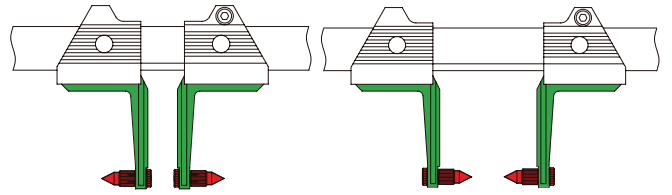
2923-V



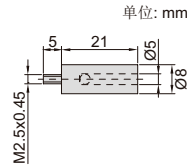
待续

接上页

量表测头(选配, 单个供应)
详见页码358-366

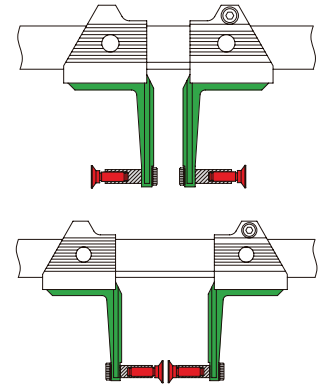


多功能测头(选配, 成对提供)
7392系列, 详见页码62



测头座
(选配, 成对提供)

型号
2923-T101



配合多功能测头, 测头可旋转

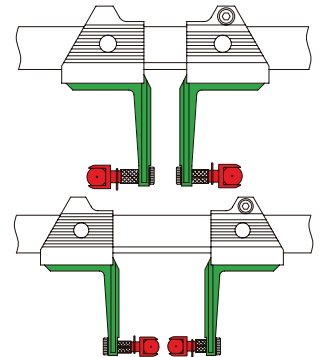
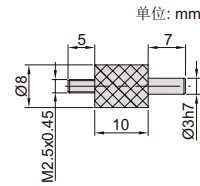
* 需选购测头座2923-T101

球测头(选配, 成对提供)
7383系列, 详见页码180



测头座
(选配, 成对提供)

型号
2923-T201



配合球测头, 测头可旋转

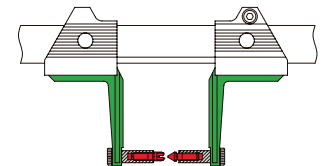
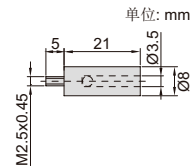
* 需选购测头座2923-T201

外螺纹测头(选配, 成对提供)
7384系列, 详见页码174



测头座
(选配, 成对提供)

型号
2923-T301



配合外螺纹测头, 测头可旋转

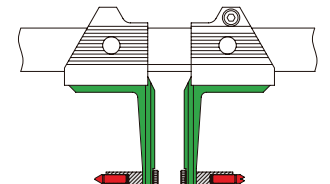
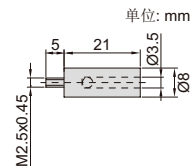
* 需选购测头座2923-T301

内螺纹测头(选配, 成对提供)
7385系列, 详见页码235



测头座
(选配, 成对提供)

型号
2923-T301



配合内螺纹测头, 测头可旋转

* 需选购测头座2923-T301